



LIRUNEX

TRANSPARENT · SAFE · TRUSTWORTHY

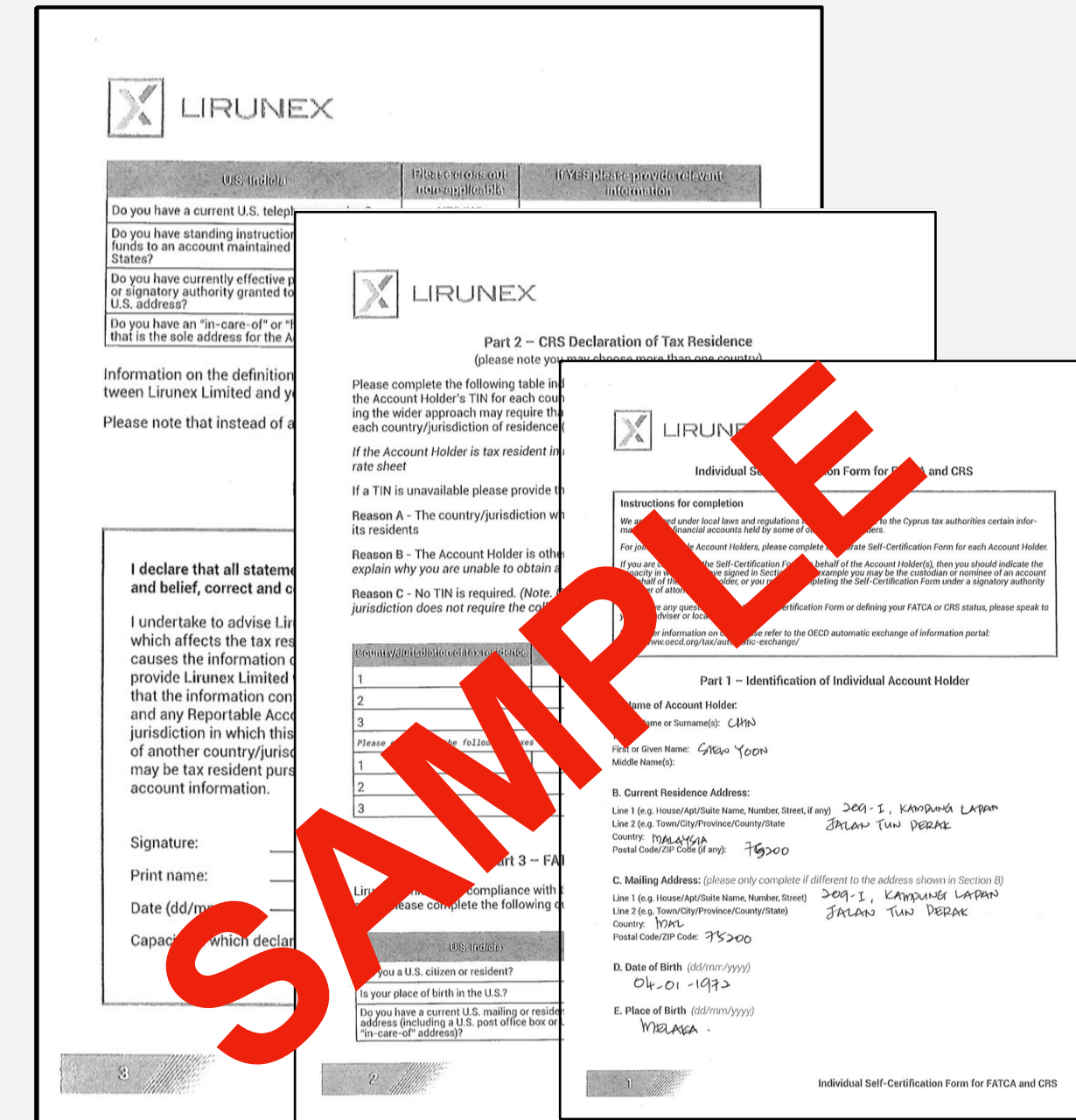
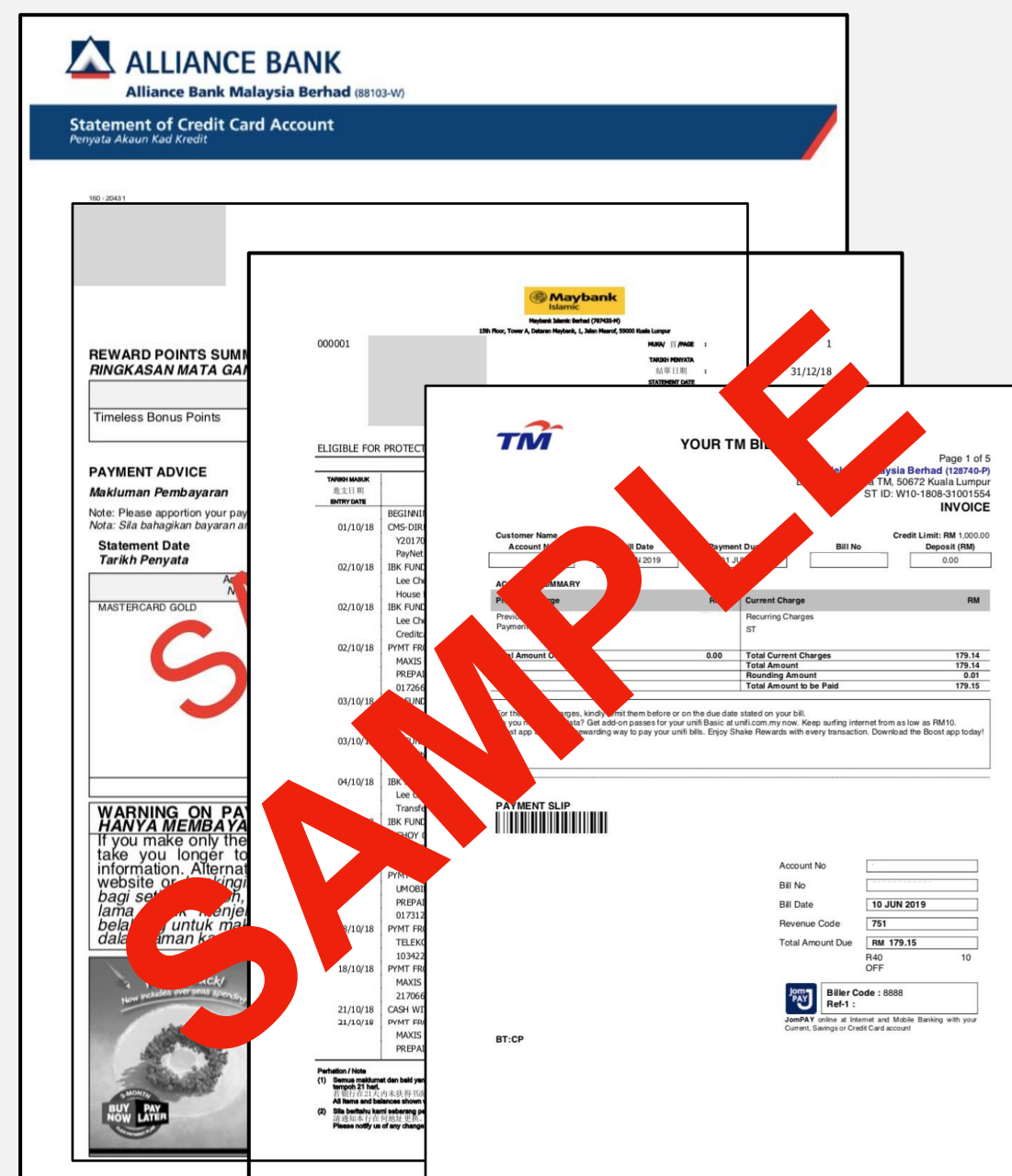
ON-BOARDING Guidelines

Last updated: 27 March 2023

DOCUMENT PREPARATION


Prepare these document in digital copy to ease the on-boarding registration process.

- i) Proof of Identity (Mandatory) : National ID, active Passport Cover page or active Driving License. (Scanned or photo)
- ii) Proof of Residency (Optional) : Bank Statements and Utility Bills
- iii) FATCA Form (**Only for US Citizen**) : Get from your attending Lirunex representative or you may download it later during on-boarding registration process.



*Pictures shown are for illustration purpose only

English 2 Sign Up



Trader's Room

Email / Username

Password

Forgot Password

Sign In

Get Started

Step 1:

Launch web browser of your preference and Input URL stated below in browser bar:

<https://my.lirunex.com>.

Step 2:

Click on 'Sign Up'.



Trader's Room

Account Type

A Individual ▼

Username

B

Title

C Mr. ▼

First Name / Given Name

D

Last Name / Surname

E

Email

F

Password

G

Country of Residence

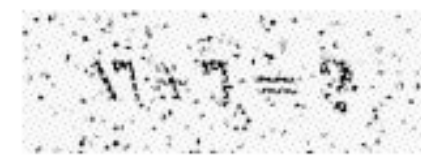
H ▼ Cyprus (Κύπρος)

Country Of Residence *

▼ Cyprus (Κύπρος)

Phone Number *

I ▼ e.g. +357 96 123456



Enter answer

J

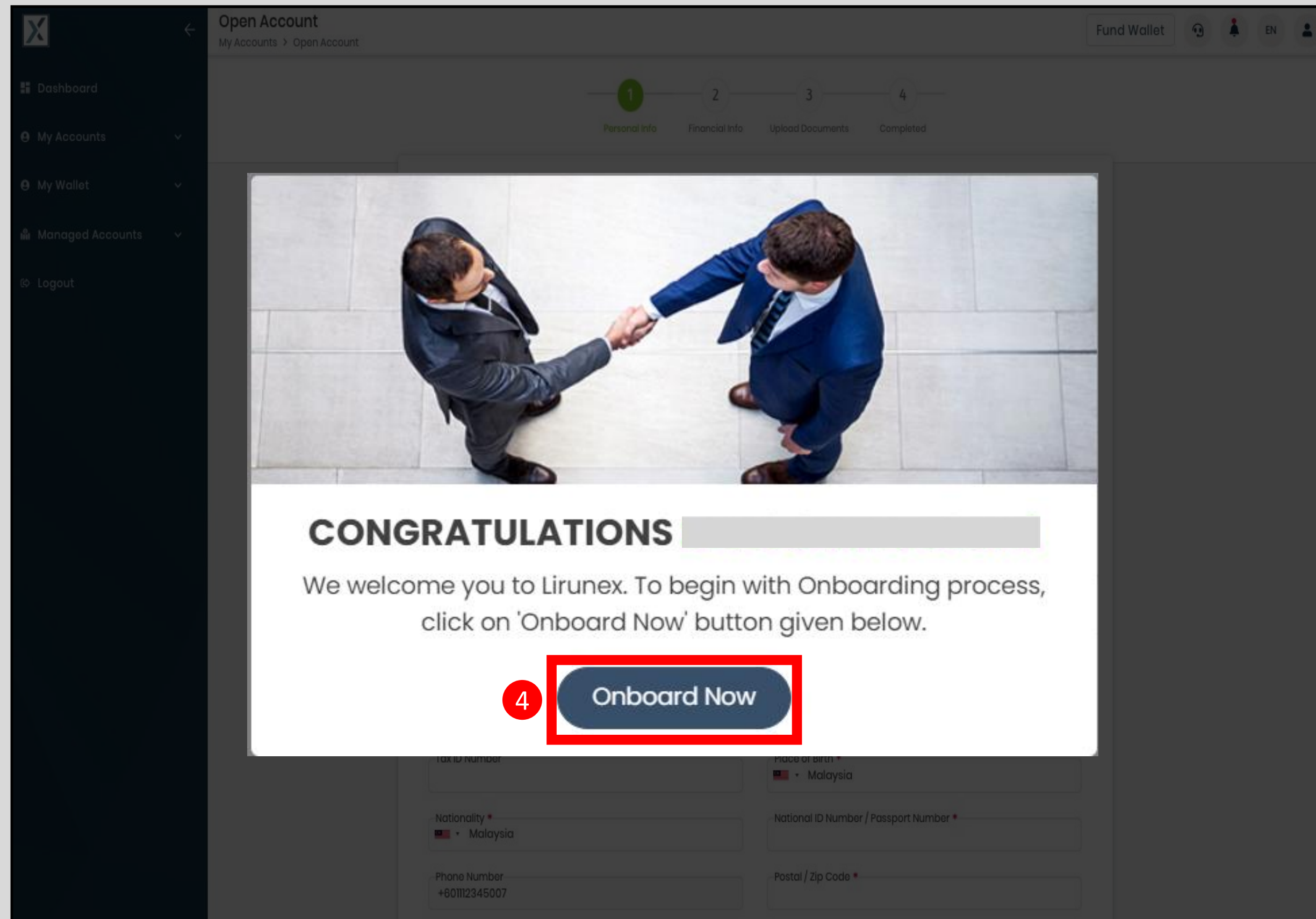
K I confirm that I've read, understood and agree with Privacy Policy*, Terms & Conditions* and Risk Disclosure Document*

L

OR

STEP 3 :

- Select account type. (Individual or Corporate).
- Fill in '**Username**'. (*Advisable to use email address.*)
- Select '**Title**'.
- Fill in '**First/Given Name**'.
- Fill in '**Last/Surname**'.
- Fill in '**Email Address**'. (*Advisable to use same for Username.*)
- Fill in your personal password. (*Alphanumeric*)
- Select your '**Country of Residence**'.
- Fill in '**Phone Number**'.
- Answer the CAPTCHA.
- Tick the boxes.
- Click on '**SIGN UP**' button at the bottom.



STEP 4 :

You will be diverted to this page, click on 'ONBOARD NOW' button.

Open Account
My Accounts > Open Account

25% Onboarding Steps **Fund Wallet**

1 Personal Info 2 Upload Documents 3 Completed

Personal info

Title *


Mr. ▼

First Name/Given Name * Last Name/Surname *

A **B**

As per National ID As per National ID

Date of Birth *

C 

Reffered By

D

Please provide IB ID, if you are referred

Residential address

Street Address *

E

STEP 5 : Fill in Personal Information accordingly.

- A.Fill in 'FirstName/Given Name'.
- B.Fill in 'Last Name/Surname'.
- C.Fill in 'Date Of Birth'.
- D.Fill in your IB Referral ID and Group ID if you are referred by them.(Optional)
- E.Fill in residential address as per prepared 'Proof of Address' document.

Open Account
My Accounts > Open Account

25% Onboarding Steps **Fund Wallet**

1 Personal Info 2 Upload Documents 3 Completed

City/Town * Province / State / District / Municipal *

F G

Country * Tax Domicile

Tax ID Number Place of Birth *

Nationality * National ID Number / Passport Number *

H

Phone Number * Postal Code *

I

J **Next**

- F. Fill in 'City/Town'.
- G. Fill in 'Province/State/District/Municipal'.
- H. Fill in 'National ID No / Passport No'.
- I. Fill in 'Postal Code'.
- J. Click 'Next' to proceed to second page.

STEP 6 : Please upload supporting documents of *Proof of Identity* and *Proof of Residence*.

Upload Documents

To gain full access to the Company's services, you will need to confirm your registration data by providing two forms of identification. The following supporting documents should be uploaded on this page:

Clear copy of Front and Back side of valid identity document containing your photo (National ID, Passport or Driving License)
Proof of your residential address, no older than 3 months (Bank Statements, Credit Card Statement, Utility Bill, Other similar third party documentation)
Proof of Residence document must clearly shown your Full Name as per National ID and Residential Address as per provided in Personal Info.

Proof of Identity
Please attach clear copy of Front and Back side of valid identity document containing your photo (National Identification Card, International Passport, National Driving License)
FILE TYPES : .jpg, .pdf, .png, .doc and .docx; max file size 12 Mb.

Proof of Residence (POR)
Bank Statement, utility bill (electricity, water, phone, internet, TV) tenancy contract or residence certificate.
FILE TYPES : .jpg, .pdf, .png, .doc and .docx; max file size 12 Mb.

FATCA and CRS
Individual Self-Certification Form for FATCA and CRS (with the representative's details)
FILE TYPES : .pdf, .doc and .docx; max file size 12 Mb.

[Click here Download FATCA Form](#)

Country of Residence : **MALAYSIA**

Document type	Document name	Status	Action
Data not found			

PLEASE ENSURE THAT :

- Your document are clear and visible prior to submission.
- Your ID is issued by a Government Agency
- Your Name, Date of Birth, and Expiry and/or Issue Date are clearly shown
- Your proof of residence should not be more than 3 months old.

Previous **Next**

- Select Proof of Identity (POI) document type. **(Mandatory)**.
- Click **'BROWSE'** and upload the prepared POI file.
- Select Proof of Residence (POR) document type. **(Optional)**
- Click **'BROWSE'** and upload the prepared POR file.
- Click link to download FATCA form if you have not received in advance. **(Only for US Citizen)**
 - Print out the file.
 - Fill in accordingly as per required and put on signature at the end of page.
 - Scan or snap as photo clearly and ready for upload.
- Select **'FATCA and CRS'**. **(Optional)**
- Click **'BROWSE'** to select filled and signed FATCA form. **(Optional)**
- Click **'NEXT'** button at the bottom to proceed.

Open Account

My Accounts > Open Account

100% Onboarding Steps

Fund Wallet



EN

Personal Info

Upload Documents

Completed



Thank you for submitting your application for live trading account

We will carefully review and consider each request, and notify you once your account is approved. Please contact our if you have any questions for us. Help Desk

[Go to dashboard](#)

On boarding process completed and your application has been submitted.

The verification application typically will be processed within 24 hours by our team.



Trader's Room



VERIFY EMAIL ADDRESS

Please confirm that you want to use this as your Lirunex account email address. Once it's done you will be able to log in.

resend the verification email

OR

Sign In

STEP 7 :

Go to your registered email Mailbox and look for '**Lirunex - Verify your email**' mail.

**Note :*

*Kindly find it in your **Junk Mail** if you could not locate it from your **Inbox**.*



Lirunex - Verify your email

[LOGIN](#)

[Forgot password?](#)

Dear [REDACTED]

We would like to welcome you to Lirunex this email provides you with all the information and assistance you may need to start trading.

Your account user ID is [REDACTED]

Your trading account login details will be different to the one for Lirunex and you will be prompted to create a different password for additional security.

Make sure you add us as a contact and regularly check your email and Lirunex inboxes for new products, services, market news and information on your account.

In order to start as soon as possible, simply follow the steps below:

- A proof of Identity Card: a coloured scanned copy of your passport (Front/Back).
- A proof of residence: under your name, **not older than six (6) months**, which can be a bank statement, utility bill (electricity, water) or an official certificate of residency.
- Self-Certification form for FATCA and CRS (can be downloaded in the documents section in your Client Portal).

Please upload your documents and fill the required information in your profile in the next 14 working days in order to validate your account. Please note that a delay may cause the deletion of your account and credentials.

If you have any questions regarding your account or what to do next, you can contact our customer support team.

VERIFY YOUR EMAIL ADDRESS


Our Customer Support Team is available to help you with any queries that you may have. You can use the Help Desk in your Customer Portal or you can send us an email to support@lirunex.com

STEP 8 :

Click on **'VERIFY YOUR EMAIL ADDRESS'** button at the bottom, as shown in red box.




Asia Business address:

 No.1-23A, First Floor, Paragon, Jalan Tun Mustapha, 87008 Labuan F.T., Malaysia.

 support@lirunex.com

 www.lirunex.com

Europe Business address:

 Gorgonon 14 Street, Patsalos Plaza 3rd floor, Office 305, 6047, Larnaca, Cyprus.

 info@lirunex.eu

 www.lirunex.eu